

Austen

GUEST / TANDEM / TABLES

Effective: August 1, 2022

T R I N I T Y

Date:


Page:

Modification:

Description:

DESCRIPTION:

- Upholstery Frames: Steel, Plywood & Hardwood
- Seat: High Density Polyurethane Foam Over Strap Webbing
- Back: High Density Polyurethane Foam Over Plywood
- Upholstered Covers: Stapled On Seat & Back
- Urethane Arm Caps - Standard
- Exposed Metal Legs: 14 Gauge Steel Tubing / Powder Coated (Wallsaver Back Legs)
- Leather Upholstery Not Available
- Adjustable Height Leveling Glides Standard
- 10 Year Warranty



Leg Color: Champagne

OPTIONS:

- EPAC-1 Black Polyester Arm Caps (Set Of 2).....\$355
- AWAC-1 Wood Arm Caps (Set Of 2)..... Call For Pricing
- ARC-1 Removable Upholstery Covers Attached w/ Velcro (1922-1923)..... \$66 COM
- ARC-2 Removable Upholstery Covers Attached w/ Velcro (1924-1925)..... \$78 COM
- CC Contrasting Covers.....\$129

All Austen Components Are Field Replaceable.


NOTE: All Seating Configurations Are Viewed From Left To Right Facing. Please Attach A Layout Showing Seating Configuration w/ Your Order. Assembled Units Must Be Shipped In Configurations Of 3 Or Less.

GUEST / TANDEM

ITEM #:

SPECIFICATIONS | GRADES | LIST PRICES:

ARM SIDE CHAIR / URETHANE ARMS



1922: 20" Seat Width
1924: 24" Seat Width

1922

Overall: 23.25"w 25.5"d 34"h		Arm: 25"h		COM: 1.75 yds.									
Seat: 20"w 18.25"d 18.5"h		Weight: 45 lbs.		COL: n/a									
COM	COL	1	2	3	4	5	6	7	8	9	10	L1	L2
999	N/A	1019	1039	1068	1097	1126	1155	1184	1214	1243	1272	N/A	N/A

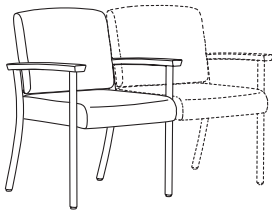
Open Back / Tight Seat & Back / 20" Seat Width

1924

Overall: 27.25"w 25.5"d 34"h		Arm: 25"h		COM: 2 yds.									
Seat: 24"w 18.25"d 18.5"h		Weight: 50 lbs.		COL: n/a									
COM	COL	1	2	3	4	5	6	7	8	9	10	L1	L2
1341	N/A	1380	1424	1478	1531	1585	1638	1691	1745	1798	1852	N/A	N/A

Open Back / Tight Seat & Back / 24" Seat Width

ARM CHAIR / URETHANE ARMS / ACCEPTS SEAT ON RIGHT

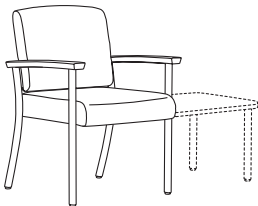


1922-C

Overall: 23.25"w 25.5"d 34"h		Arm: 25"h		COM: 1.75 yds.									
Seat: 20"w 18.25"d 18.5"h		Weight: 45 lbs.		COL: n/a									
COM	COL	1	2	3	4	5	6	7	8	9	10	L1	L2
1095	N/A	1103	1138	1174	1210	1245	1281	1316	1352	1388	1423	N/A	N/A

Open Back / Tight Seat & Back

ARM CHAIR / URETHANE ARMS / ACCEPTS TABLE ON RIGHT




1922-T

Overall: 23.25"w 25.5"d 34"h		Arm: 25"h		COM: 1.75 yds.									
Seat: 20"w 18.25"d 18.5"h		Weight: 45 lbs.		COL: n/a									
COM	COL	1	2	3	4	5	6	7	8	9	10	L1	L2
999	N/A	1019	1039	1068	1097	1126	1155	1184	1214	1243	1272	N/A	N/A

Open Back / Tight Seat & Back

ARM CHAIR / URETHANE ARMS / ACCEPTS TABLE ON LEFT



1922-LT

Overall: 23.25"w 25.5"d 34"h		Arm: 25"h		COM: 1.75 yds.									
Seat: 20"w 18.25"d 18.5"h		Weight: 45 lbs.		COL: n/a									
COM	COL	1	2	3	4	5	6	7	8	9	10	L1	L2
999	N/A	1019	1039	1068	1097	1126	1155	1184	1214	1243	1272	N/A	N/A

Open Back / Tight Seat & Back

DESCRIPTION:

- Upholstery Frames: Steel, Plywood & Hardwood
- Seat: High Density Polyurethane Foam Over Strap Webbing
- Back: High Density Polyurethane Foam Over Plywood
- Upholstered Covers: Stapled On Seat & Back
- Urethane Arm Caps - Standard
- Exposed Metal Legs: 14 Gauge Steel Tubing / Powder Coated (Wallsaver Back Legs)
- Leather Upholstery Not Available
- Adjustable Height Leveling Glides Standard
- 10 Year Warranty



Leg Color: Champagne

OPTIONS:

- EPAC-1 Black Polyester Arm Caps (Set Of 2).....\$355
- AWAC-1 Wood Arm Caps (Set Of 2)..... Call For Pricing
- ARC-1 Removable Upholstery Covers Attached w/ Velcro (1922-1923)..... \$66 COM
- CC Contrasting Covers\$129

All Austen Components Are Field Replaceable.


NOTE: All Seating Configurations Are Viewed From Left To Right Facing. Please Attach A Layout Showing Seating Configuration w/ Your Order. Assembled Units Must Be Shipped In Configurations Of 3 Or Less.

TANDEM

ITEM #:

SPECIFICATIONS | GRADES | LIST PRICES:

ARM CHAIR / URETHANE ARMS / ACCEPTS TABLE ON LEFT / SEAT ON RIGHT




1922-TC

Overall: 23.25"w 25.5"d 34"h **Arm:** 25"h **COM:** 1.75 yds.
Seat: 20"w 18.25"d 18.5"h **Weight:** 45 lbs. **COL:** n/a

COM	COL	1	2	3	4	5	6	7	8	9	10	L1	L2
1095	N/A	1103	1138	1174	1210	1245	1281	1316	1352	1388	1423	N/A	N/A

Open Back / Tight Seat & Back

ARM CHAIR / URETHANE ARMS / ACCEPTS TABLE ON LEFT / RIGHT



1922-TT

Overall: 23.25"w 25.5"d 34"h **Arm:** 25"h **COM:** 1.75 yds.
Seat: 20"w 18.25"d 18.5"h **Weight:** 45 lbs. **COL:** n/a

COM	COL	1	2	3	4	5	6	7	8	9	10	L1	L2
999	N/A	1019	1039	1068	1097	1126	1155	1184	1214	1243	1272	N/A	N/A

Open Back / Tight Seat & Back

DESCRIPTION:

- Upholstery Frames: Steel, Plywood & Hardwood
- Seat: High Density Polyurethane Foam Over Strap Webbing
- Back: High Density Polyurethane Foam Over Plywood
- Upholstered Covers: Stapled On Seat & Back
- Urethane Arm Caps - Standard
- Exposed Metal Legs: 14 Gauge Steel Tubing / Powder Coated (Wallsaver Back Legs, Except 1925 Patient Chair)
- Leather Upholstery Not Available
- Adjustable Height Leveling Glides Standard
- 10 Year Warranty



Leg Color: Champagne


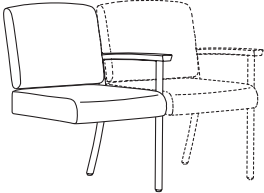


OPTIONS:

- EPAC-1 Black Polyester Arm Caps (Set Of 2).....\$355
- AWAC-1 Wood Arm Caps (Set Of 2)..... Call For Pricing
- ARC-1 Removable Upholstery Covers Attached w/ Velcro (1922-1923)..... \$66 COM
- ARC-2 Removable Upholstery Covers Attached w/ Velcro (1924-1925)..... \$78 COM
- CC Contrasting Covers.....\$129

All Austen Components Are Field Replaceable.


NOTE: All Seating Configurations Are Viewed From Left To Right Facing. Please Attach A Layout Showing Seating Configuration w/ Your Order. Assembled Units Must Be Shipped In Configurations Of 3 Or Less.

TANDEM

ITEM #:	SPECIFICATIONS GRADES LIST PRICES:													
ADD-A-SEAT / URETHANE ARMS 	Overall: 21.75"w 25.5"d 34"h			Arm: 25"h			COM: 1.75 yds.							
	Seat: 20"w 18.25"d 18.5"h			Weight: 40 lbs.			COL: n/a							
	COM	COL	1	2	3	4	5	6	7	8	9	10	L1	L2
1923	930	N/A	936	966	995	1025	1055	1084	1114	1144	1173	1203	N/A	N/A
<i>Open Back / Tight Seat & Back</i>														
ADD-A-SEAT / URETHANE ARMS / ACCEPTS SEAT ON RIGHT 	Overall: 21.75"w 25.5"d 34"h			Arm: 25"h			COM: 1.75 yds.							
	Seat: 20"w 18.25"d 18.5"h			Weight: 40 lbs.			COL: n/a							
	COM	COL	1	2	3	4	5	6	7	8	9	10	L1	L2
1923-C	930	N/A	936	966	995	1025	1055	1084	1114	1144	1173	1203	N/A	N/A
<i>Open Back / Tight Seat & Back</i>														
ADD-A-SEAT / URETHANE ARMS / ACCEPTS TABLE ON RIGHT 	Overall: 21.75"w 25.5"d 34"h			Arm: 25"h			COM: 1.75 yds.							
	Seat: 20"w 18.25"d 18.5"h			Weight: 40 lbs.			COL: n/a							
	COM	COL	1	2	3	4	5	6	7	8	9	10	L1	L2
1923-T	930	N/A	936	966	995	1025	1055	1084	1114	1144	1173	1203	N/A	N/A
<i>Open Back / Tight Seat & Back</i>														
HIGH BACK PATIENT CHAIR / URETHANE ARMS 	Overall: 23.25"w 25.5"d 34"h			Arm: 25"h			COM: 2.25 yds.							
	Seat: 20"w 18.25"d 18.5"h			Weight: 50 lbs.			COL: n/a							
	COM	COL	1	2	3	4	5	6	7	8	9	10	L1	L2
1925	1220	N/A	1266	1310	1364	1417	1471	1524	1577	1631	1684	1738	N/A	N/A
<i>Open Back / Tight Seat & Back</i>														

DESCRIPTION:

- Upholstery Frames: Steel, Plywood & Hardwood
- Seat: High Density Polyurethane Foam Over Strap Webbing
- Back: High Density Polyurethane Foam Over Plywood
- Upholstered Covers: Stapled On Seat & Back
- Urethane Arm Caps - Standard
- Exposed Metal Legs: 14 Gauge Steel Tubing / Powder Coated (Wallsaver Back Legs)
- Leather Upholstery Not Available
- Adjustable Height Leveling Glides Standard
- 10 Year Warranty



Leg Color: Champagne

OPTIONS:

- EPAC-1 Black Polyester Arm Caps (Set Of 2).....\$355
- AWAC-1 Wood Arm Caps (Set Of 2)..... Call For Pricing
- ARC-3 Removable Upholstery Covers Attached w/ Velcro (1932-1933)..... \$95 COM
- CC Contrasting Covers\$129

All Austen Components Are Field Replaceable.


NOTE: All Seating Configurations Are Viewed From Left To Right Facing. Please Attach A Layout Showing Seating Configuration w/ Your Order. Assembled Units Must Be Shipped In Configurations Of 3 Or Less.

BARIATRIC / TANDEM

ITEM #:

SPECIFICATIONS | GRADES | LIST PRICES:

BARIATRIC CHAIR / URETHANE ARMS




1932

Overall: 33.25"w 25.5"d 34"h **Arm:** 25"h **COM:** 2.25 yds.
Seat: 30"w 18.25"d 18.5"h **Weight:** 55 lbs. **COL:** n/a

COM	COL	1	2	3	4	5	6	7	8	9	10	L1	L2
1372	N/A	1387	1435	1482	1530	1577	1625	1672	1720	1767	1815	N/A	N/A

Open Back / Tight Seat & Back / 500 lb. Weight Capacity

BARIATRIC CHAIR / URETHANE ARMS / ACCEPTS SEAT ON RIGHT



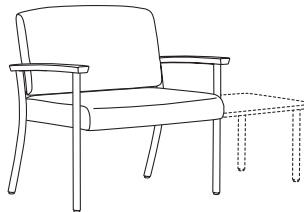
1932-C

Overall: 33.25"w 25.5"d 34"h **Arm:** 25"h **COM:** 2.25 yds.
Seat: 30"w 18.25"d 18.5"h **Weight:** 55 lbs. **COL:** n/a

COM	COL	1	2	3	4	5	6	7	8	9	10	L1	L2
1382	N/A	1397	1444	1492	1539	1587	1634	1682	1729	1777	1824	N/A	N/A

Open Back / Tight Seat & Back / 500 lb. Weight Capacity

BARIATRIC CHAIR / URETHANE ARMS / ACCEPTS TABLE ON RIGHT




1932-T

Overall: 33.25"w 25.5"d 34"h **Arm:** 25"h **COM:** 2.25 yds.
Seat: 30"w 18.25"d 18.5"h **Weight:** 55 lbs. **COL:** n/a

COM	COL	1	2	3	4	5	6	7	8	9	10	L1	L2
1372	N/A	1387	1435	1482	1530	1577	1625	1672	1720	1767	1815	N/A	N/A

Open Back / Tight Seat & Back / 500 lb. Weight Capacity

BARIATRIC CHAIR / URETHANE ARMS / ACCEPTS TABLE ON LEFT



1932-LT


Overall: 33.25"w 25.5"d 34"h **Arm:** 25"h **COM:** 2.25 yds.
Seat: 30"w 18.25"d 18.5"h **Weight:** 55 lbs. **COL:** n/a

COM	COL	1	2	3	4	5	6	7	8	9	10	L1	L2
1372	N/A	1387	1435	1482	1530	1577	1625	1672	1720	1767	1815	N/A	N/A

Open Back / Tight Seat & Back / 500 lb. Weight Capacity

DESCRIPTION:

- Upholstery Frames: Steel, Plywood & Hardwood
- Seat: High Density Polyurethane Foam Over Strap Webbing
- Back: High Density Polyurethane Foam Over Plywood
- Upholstered Covers: Stapled On Seat & Back
- Urethane Arm Caps - Standard
- Exposed Metal Legs: 14 Gauge Steel Tubing / Powder Coated (Wallsaver Back Legs)
- Leather Upholstery Not Available
- Adjustable Height Leveling Glides Standard
- 10 Year Warranty



Leg Color: Champagne

OPTIONS:

- EPAC-1 Black Polyester Arm Caps (Set Of 2).....\$355
- AWAC-1 Wood Arm Caps (Set Of 2)..... Call For Pricing
- ARC-3 Removable Upholstery Covers Attached w/ Velcro (1932-1933)..... \$95 COM
- CC Contrasting Covers\$129

All Austen Components Are Field Replaceable.

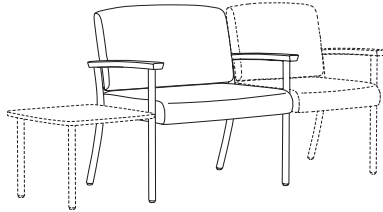
NOTE: All Seating Configurations Are Viewed From Left To Right Facing. Please Attach A Layout Showing Seating Configuration w/ Your Order. Assembled Units Must Be Shipped In Configurations Of 3 Or Less.

BARIATRIC / TANDEM

ITEM #:

SPECIFICATIONS | GRADES | LIST PRICES:

BARIATRIC CHAIR / URETHANE ARMS / ACCEPTS TABLE ON LEFT / SEAT ON RIGHT




1932-TC

Overall: 33.25"w 25.5"d 34"h **Arm:** 25"h **COM:** 2.25 yds.
Seat: 30"w 18.25"d 18.5"h **Weight:** 55 lbs. **COL:** n/a

COM	COL	1	2	3	4	5	6	7	8	9	10	L1	L2
1382	N/A	1397	1444	1492	1539	1587	1634	1682	1729	1777	1824	N/A	N/A

Open Back / Tight Seat & Back / 500 lb. Weight Capacity

BARIATRIC CHAIR / URETHANE ARMS / ACCEPTS TABLE ON LEFT / RIGHT



1932-TT

Overall: 33.25"w 25.5"d 34"h **Arm:** 25"h **COM:** 2.25 yds.
Seat: 30"w 18.25"d 18.5"h **Weight:** 55 lbs. **COL:** n/a

COM	COL	1	2	3	4	5	6	7	8	9	10	L1	L2
1372	N/A	1387	1435	1482	1530	1577	1625	1672	1720	1767	1815	N/A	N/A

Open Back / Tight Seat & Back / 500 lb. Weight Capacity

DESCRIPTION:

- Upholstery Frames: Steel, Plywood & Hardwood
- Seat: High Density Polyurethane Foam Over Strap Webbing
- Back: High Density Polyurethane Foam Over Plywood
- Upholstered Covers: Stapled On Seat & Back
- Urethane Arm Caps - Standard
- Exposed Metal Legs: 14 Gauge Steel Tubing / Powder Coated (Wallsaver Back Legs)
- Leather Upholstery Not Available
- Adjustable Height Leveling Glides Standard
- 10 Year Warranty



Leg Color: Champagne

OPTIONS:

- EPAC-1 Black Polyester Arm Caps (Set Of 2).....\$355
- AWAC-1 Wood Arm Caps (Set Of 2)..... Call For Pricing
- ARC-3 Removable Upholstery Covers Attached w/ Velcro (1932-1933)..... \$95 COM
- CC Contrasting Covers\$129


All Austen Components Are Field Replaceable.

NOTE: All Seating Configurations Are Viewed From Left To Right Facing. Please Attach A Layout Showing Seating Configuration w/ Your Order. Assembled Units Must Be Shipped In Configurations Of 3 Or Less.

BARIATRIC / TANDEM		ITEM #:	SPECIFICATIONS GRADES LIST PRICES:												
	1933	BARIATRIC ADD-A-SEAT / URETHANE ARMS		Overall: 31.75"w 25.5"d 34"h Seat: 30"w 18.25"d 18.5"h			Arm: 25"h Weight: 52 lbs.			COM: 2.25 yds. COL: n/a					
		COM	COL	1	2	3	4	5	6	7	8	9	10	L1	L2
		1196	N/A	1222	1270	1317	1365	1412	1460	1507	1555	1602	1650	N/A	N/A
<i>Open Back / Tight Seat & Back / 500 lb. Weight Capacity</i>															
	1933-C	BARIATRIC ADD-A-SEAT / URETHANE ARMS / ACCEPTS SEAT ON RIGHT		Overall: 31.75"w 25.5"d 34"h Seat: 30"w 18.25"d 18.5"h			Arm: 25"h Weight: 52 lbs.			COM: 2.25 yds. COL: n/a					
		COM	COL	1	2	3	4	5	6	7	8	9	10	L1	L2
		1196	N/A	1222	1270	1317	1365	1412	1460	1507	1555	1602	1650	N/A	N/A
<i>Open Back / Tight Seat & Back / 500 lb. Weight Capacity</i>															
	1933-T	BARIATRIC ADD-A-SEAT / URETHANE ARMS / ACCEPTS TABLE ON RIGHT		Overall: 31.75"w 25.5"d 34"h Seat: 30"w 18.25"d 18.5"h			Arm: 25"h Weight: 52 lbs.			COM: 2.25 yds. COL: n/a					
		COM	COL	1	2	3	4	5	6	7	8	9	10	L1	L2
		1196	N/A	1222	1270	1317	1365	1412	1460	1507	1555	1602	1650	N/A	N/A
<i>Open Back / Tight Seat & Back / 500 lb. Weight Capacity</i>															

DESCRIPTION:

- Upholstery Frames: Steel, Plywood & Hardwood
- Seat: High Density Polyurethane Foam Over Strap Webbing
- Back: High Density Polyurethane Foam Over Plywood
- Upholstered Covers: Stapled On Seat & Back
- Urethane Arm Caps - Standard
- Exposed Metal Legs: 14 Gauge Steel Tubing / Powder Coated (Wallsaver Back Legs)
- Leather Upholstery Not Available
- Adjustable Height Leveling Glides Standard
- 10 Year Warranty



Leg Color: Champagne

OPTIONS:

- EPAC-1 Black Polyester Arm Caps (Set Of 2).....\$355
- AWAC-1 Wood Arm Caps (Set Of 2)..... Call For Pricing
- ARC-4 Removable Upholstery Covers Attached w/ Velcro (1950-1951).....\$116 COM
- CC Contrasting Covers\$129

All Austen Components Are Field Replaceable.


NOTE: All Seating Configurations Are Viewed From Left To Right Facing. Please Attach A Layout Showing Seating Configuration w/ Your Order. Assembled Units Must Be Shipped In Configurations Of 3 Or Less.

TANDEM

ITEM #:

SPECIFICATIONS | GRADES | LIST PRICES:

TWO PLACE SOFA / URETHANE ARMS



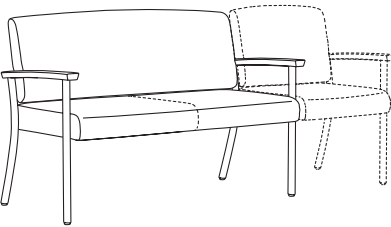
1950

Overall: 51.25"w 25.5"d 34"h **Arm:** 25"h **COM:** 3.5 yds.
Seat: 48"w 18.25"d 18.5"h **Weight:** 65 lbs. **COL:** n/a

COM	COL	1	2	3	4	5	6	7	8	9	10	L1	L2
1768	N/A	1820	1898	1975	2052	2129	2206	2283	2361	2438	2515	N/A	N/A

Open Back / Tight Seat & Back

TWO PLACE SOFA / URETHANE ARMS / ACCEPTS SEAT ON RIGHT



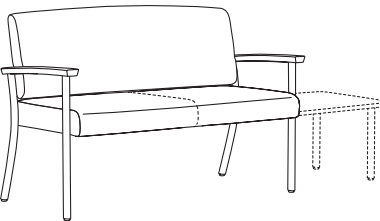
1950-C

Overall: 51.25"w 25.5"d 34"h **Arm:** 25"h **COM:** 3.5 yds.
Seat: 48"w 18.25"d 18.5"h **Weight:** 65 lbs. **COL:** n/a

COM	COL	1	2	3	4	5	6	7	8	9	10	L1	L2
1768	N/A	1820	1898	1975	2052	2129	2206	2283	2361	2438	2515	N/A	N/A

Open Back / Tight Seat & Back

TWO PLACE SOFA / URETHANE ARMS / ACCEPTS TABLE ON RIGHT




1950-T

Overall: 51.25"w 25.5"d 34"h **Arm:** 25"h **COM:** 3.5 yds.
Seat: 48"w 18.25"d 18.5"h **Weight:** 65 lbs. **COL:** n/a

COM	COL	1	2	3	4	5	6	7	8	9	10	L1	L2
1768	N/A	1820	1898	1975	2052	2129	2206	2283	2361	2438	2515	N/A	N/A

Open Back / Tight Seat & Back

TWO PLACE SOFA / URETHANE ARMS / ACCEPTS TABLE ON LEFT



1950-LT


Overall: 51.25"w 25.5"d 34"h **Arm:** 25"h **COM:** 3.5 yds.
Seat: 48"w 18.25"d 18.5"h **Weight:** 65 lbs. **COL:** n/a

COM	COL	1	2	3	4	5	6	7	8	9	10	L1	L2
1768	N/A	1820	1898	1975	2052	2129	2206	2283	2361	2438	2515	N/A	N/A

Open Back / Tight Seat & Back

DESCRIPTION:

- Upholstery Frames: Steel, Plywood & Hardwood
- Seat: High Density Polyurethane Foam Over Strap Webbing
- Back: High Density Polyurethane Foam Over Plywood
- Upholstered Covers: Stapled On Seat & Back
- Urethane Arm Caps - Standard
- Exposed Metal Legs: 14 Gauge Steel Tubing / Powder Coated (Wallsaver Back Legs)
- Leather Upholstery Not Available
- Adjustable Height Leveling Glides Standard
- 10 Year Warranty



Leg Color: Champagne

OPTIONS:

- EPAC-1 Black Polyester Arm Caps (Set Of 2).....\$355
- AWAC-1 Wood Arm Caps (Set Of 2)..... Call For Pricing
- ARC-4 Removable Upholstery Covers Attached w/ Velcro (1950-1951).....\$116 COM
- CC Contrasting Covers\$129

All Austen Components Are Field Replaceable.

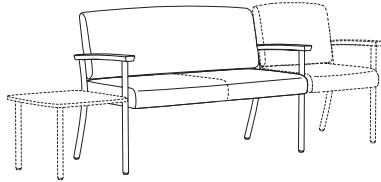
NOTE: All Seating Configurations Are Viewed From Left To Right Facing. Please Attach A Layout Showing Seating Configuration w/ Your Order. Assembled Units Must Be Shipped In Configurations Of 3 Or Less.

TANDEM

ITEM #:

SPECIFICATIONS | GRADES | LIST PRICES:

TWO PLACE SOFA / URETHANE ARMS / ACCEPTS TABLE ON LEFT / SEAT ON RIGHT



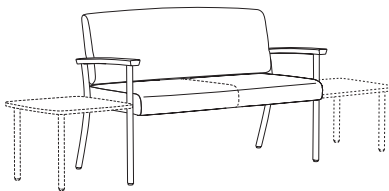
1950-TC

Overall: 51.25"w 25.5"d 34"h **Arm:** 25"h **COM:** 3.5 yds.
Seat: 48"w 18.25"d 18.5"h **Weight:** 65 lbs. **COL:** n/a

COM	COL	1	2	3	4	5	6	7	8	9	10	L1	L2
1768	N/A	1820	1898	1975	2052	2129	2206	2283	2361	2438	2515	N/A	N/A

Open Back / Tight Seat & Back

TWO PLACE SOFA / URETHANE ARMS / ACCEPTS TABLE ON LEFT / RIGHT



1950-TT


Overall: 51.25"w 25.5"d 34"h **Arm:** 25"h **COM:** 3.5 yds.
Seat: 48"w 18.25"d 18.5"h **Weight:** 65 lbs. **COL:** n/a

COM	COL	1	2	3	4	5	6	7	8	9	10	L1	L2
1768	N/A	1820	1898	1975	2052	2129	2206	2283	2361	2438	2515	N/A	N/A

Open Back / Tight Seat & Back

DESCRIPTION:

- Upholstery Frames: Steel, Plywood & Hardwood
- Seat: High Density Polyurethane Foam Over Strap Webbing
- Back: High Density Polyurethane Foam Over Plywood
- Upholstered Covers: Stapled On Seat & Back
- Urethane Arm Caps - Standard
- Exposed Metal Legs: 14 Gauge Steel Tubing / Powder Coated (Wallsaver Back Legs)
- Leather Upholstery Not Available
- Adjustable Height Leveling Glides Standard
- 10 Year Warranty



Leg Color: Champagne

OPTIONS:

- EPAC-1 Black Polyester Arm Caps (Set Of 2).....\$355
- AWAC-1 Wood Arm Caps (Set Of 2)..... Call For Pricing
- ARC-4 Removable Upholstery Covers Attached w/ Velcro (1950-1951).....\$116 COM
- CC Contrasting Covers\$129

All Austen Components Are Field Replaceable.

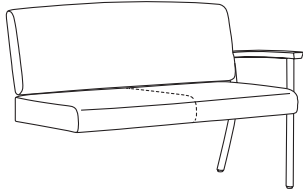
NOTE: All Seating Configurations Are Viewed From Left To Right Facing. Please Attach A Layout Showing Seating Configuration w/ Your Order. Assembled Units Must Be Shipped In Configurations Of 3 Or Less.

TANDEM

ITEM #:

SPECIFICATIONS | GRADES | LIST PRICES:

TWO PLACE ADD-A-SEAT / URETHANE ARMS




1951

Overall: 49.75"w 25.5"d 34"h **Arm:** 25"h **COM:** 3.5 yds.
Seat: 48"w 18.25"d 18.5"h **Weight:** 62 lbs. **COL:** n/a

COM	COL	1	2	3	4	5	6	7	8	9	10	L1	L2
1793	N/A	1844	1921	1999	2076	2153	2230	2307	2384	2461	2539	N/A	N/A

Open Back / Tight Seat & Back

TWO PLACE ADD-A-SEAT / URETHANE ARMS / ACCEPTS SEAT ON RIGHT




1951-C

Overall: 49.75"w 25.5"d 34"h **Arm:** 25"h **COM:** 3.5 yds.
Seat: 48"w 18.25"d 18.5"h **Weight:** 62 lbs. **COL:** n/a

COM	COL	1	2	3	4	5	6	7	8	9	10	L1	L2
1793	N/A	1844	1921	1999	2076	2153	2230	2307	2384	2461	2539	N/A	N/A

Open Back / Tight Seat & Back

TWO PLACE ADD-A-SEAT / URETHANE ARMS / ACCEPTS TABLE ON RIGHT



1951-T

Overall: 49.75"w 25.5"d 34"h **Arm:** 25"h **COM:** 3.5 yds.
Seat: 48"w 18.25"d 18.5"h **Weight:** 62 lbs. **COL:** n/a

COM	COL	1	2	3	4	5	6	7	8	9	10	L1	L2
1793	N/A	1844	1921	1999	2076	2153	2230	2307	2384	2461	2539	N/A	N/A

Open Back / Tight Seat & Back

DESCRIPTION:

- High Pressure Laminate Over Plywood Core (Exposed Plywood Edge Is Tinted To Complement Top Laminate Color) *Optional Self-Edge Available
- Wilsonart Plastic Laminates Standard. Alternate Selections May Be Specified From Most Major Laminate Manufacturers. (Contact Factory For Availability)
- Exposed Metal Legs: 14 Gauge Steel Tubing / Powder Coated
- 10 Year Warranty



Leg Color: Champagne

OPTIONS:

- SE10W Self-Edge Table Top - 10"W x 22.5"D Call For Pricing
- SE20W Self-Edge Table Top - 20"W x 22.5"D Call For Pricing
- SE27W Self-Edge Table Top - 27.5"W x 27.5"D Call For Pricing

Specify Laminate (See Page 6)

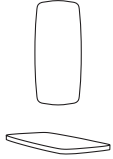
NOTE: All Seating Configurations Are Viewed From Left To Right Facing. Please Attach A Layout Showing Seating Configuration w/ Your Order. Assembled Units Must Be Shipped In Configurations Of 3 Or Less.

CONNECTING TABLES

ITEM #:

SPECIFICATIONS | GRADES | LIST PRICES:

CONNECTING HALF TABLE




19C1022-L

Overall: 10"w 22.5"d 16"h **Weight:** 15 lbs.

COM	COL	1	2	3	4	5	6	7	8	9	10	L1	L2

397
High Pressure Laminate Over Plywood Core

CONNECTING TABLE




19C2022-L

Overall: 20"w 22.5"d 16"h **Weight:** 20 lbs.

COM	COL	1	2	3	4	5	6	7	8	9	10	L1	L2

534
High Pressure Laminate Over Plywood Core

CONNECTING END TABLE




19E2022-L

Overall: 20"w 22.5"d 16"h **Weight:** 22 lbs.

COM	COL	1	2	3	4	5	6	7	8	9	10	L1	L2

629
High Pressure Laminate Over Plywood Core

CONNECTING CORNER TABLE



19SC2727-L


Overall: 27.5"w 27.5"d 16"h **Weight:** 40 lbs.

COM	COL	1	2	3	4	5	6	7	8	9	10	L1	L2

733
High Pressure Laminate Over Plywood Core

DESCRIPTION:

- High Pressure Laminate Over Plywood Core (Exposed Plywood Edge Is Tinted To Complement Top Laminate Color) *Optional Self-Edge Available
- Wilsonart Plastic Laminates Standard. Alternate Selections May Be Specified From Most Major Laminate Manufacturers. (Contact Factory For Availability)
- Exposed Metal Legs: 14 Gauge Steel Tubing / Powder Coated
- 10 Year Warranty








Leg Color: Champagne

OPTIONS:

- SE20W Self-Edge Table Top - 20"W x 22.5"D Call For Pricing
- SE27W Self-Edge Table Top - 27.5"W x 27.5"D Call For Pricing

Specify Laminate (See Page 6)

TABLES		ITEM #:	SPECIFICATIONS GRADES LIST PRICES:												
FREESTANDING END TABLE		192022-L	<i>Overall: 20"w 22.5"d 16"h</i>		<i>Weight: 25 lbs.</i>										
			COM	COL	1	2	3	4	5	6	7	8	9	10	L1
			772 <i>High Pressure Laminate Over Plywood Core</i>												
FREESTANDING COFFEE TABLE		194220-L	<i>Overall: 42"w 20"d 16"h</i>		<i>Weight: 45 lbs.</i>										
			COM	COL	1	2	3	4	5	6	7	8	9	10	L1
			906 <i>High Pressure Laminate Over Plywood Core</i>												

ARM CAPS / COVERS	OPTION #:	SPECIFICATIONS LIST PRICES AVAILABILITY:
<p>POLYESTER ARM CAPS</p> 	<p>EPAC-1</p>	<p>Overall: 2.75"w 22.5"d 1.125"h</p> <hr/> <p>\$355 (Set Of 2) POLYESTER <i>Black Polyester Arm Cap (Additional Colors Available)</i></p> <p>Available: Austen Guest / Tandem Collection</p>
<p>WOOD ARM CAPS</p> 	<p>AWAC-1</p>	<p>Overall: 2.75"w 22.5"d 1.125"h</p> <hr/> <p>CALL FOR PRICING (Set Of 2) WOOD <i>Wood Arm Cap (Specify Finish)</i></p> <p>Available: Austen Guest / Tandem Collection</p>
<p>REMOVABLE UPHOLSTERY COVERS</p> 	<p>ARC-1 ARC-2 ARC-3 ARC-4</p>	<p>Overall: N/A</p> <hr/> <p>\$66 COM (Seat & Back For 1922-1923) <i>Removable Upholstery Covers Attached w/ Velcro (Antimicrobial Moisture Barrier Fully Encapsulates All Foam Areas)</i></p> <p>\$78 COM (Seat & Back For 1924-1925) <i>Removable Upholstery Covers Attached w/ Velcro (Antimicrobial Moisture Barrier Fully Encapsulates All Foam Areas)</i></p> <p>\$95 COM (Seat & Back For 1932-1933) <i>Removable Upholstery Covers Attached w/ Velcro (Antimicrobial Moisture Barrier Fully Encapsulates All Foam Areas)</i></p> <p>\$116 COM (Seat & Back For 1950-1951) <i>Removable Upholstery Covers Attached w/ Velcro (Antimicrobial Moisture Barrier Fully Encapsulates All Foam Areas)</i></p> <p>Available: Austen Guest / Tandem Collection</p>
<p>SELF EDGE TABLE TOP</p> 	<p>SE10W SE20W SE27W</p>	<p>Overall: 10"W x 22.5"D x .75"H / 20"W x 22.5"D x .75"H / 27.5"W x 27.5"D x .75"H</p> <hr/> <p>CALL FOR PRICING (Self Edge Table Top - 10"W x 22.5"D) <i>High Pressure Laminate Top w/ Self Edge - Specify Laminate Color</i></p> <p>CALL FOR PRICING (Self Edge Table Top - 20"W x 22.5"D) <i>High Pressure Laminate Top w/ Self Edge - Specify Laminate Color</i></p> <p>CALL FOR PRICING (Self Edge Table Top - 27.5"W x 27.5"D) <i>High Pressure Laminate Top w/ Self Edge - Specify Laminate Color</i></p> <p>Available: Austen Table Collection</p>
<p>CONTRASTING COVERS</p> 	<p>CC</p>	<p>Overall: N/A</p> <hr/> <p>\$129 <i>NOTE: If Two Or More Upholsteries Or Leathers Are Used On Any Piece Of Furniture, Then A Contrast Charge Will Apply Per Order. When Using Trinity Upholstery, The Higher Priced Upholstery Grade Will Be Used In Pricing, Unless It's Trinity Leather With Fabric Contrast Welt, Or COM With Trinity Contrast Welt, Then Contact Customer Service For Pricing.</i></p> <p>Available: Austen Guest / Tandem Collection</p>